

**lr.products)**

LR CONVERTING PERIPHERAL PRODUCTS, SL

**AUTOMATIC MONOCOMPONENT  
ADHESIVE DISPENSING  
EQUIPMENT FOR LAMINATION  
NO MELTING PLATE DESIGN**

- Accurate and reliable
- Clean and user friendly operation
- True melt on demand supply
- Maintenance trouble-free
- Production control
- No melting plate
- In line g/m<sup>2</sup> calculation



**lr.products)**

**LR PERIPHERAL  
CONVERTING PRODUCTS**

- Ink viscosity controls
- Automatic ink pH regulation
- Ink temperature control
- Solventless mixers
- Monocomponent metering
- Solvent based mixers
- Automatic flexo wash-up units

[www.lrproducts.net](http://www.lrproducts.net)

Poligono Pont Xetmar  
Calle F #28 ES17844 Cornellà de Terri  
Girona - Spain

T +34 972 59 64 35 / F +34 972 59 44 68  
info@lrproducts.net

**mo-dos**

MONOCOMPONENT ADHESIVE DISPENSING EQUIPMENT

**NEW TECHNOLOGY:**  
No piston pump,  
no melting plate



## TRULY NEW WORKING PRINCIPLE BASED ON GEAR PUMPING TECHNOLOGY

The **modos-200** equipment is the most advanced technical solution for dispensing mono-component adhesives, providing an easy usable and maintenance-free operation which were previously unattainable.

This accuracy is achieved by the well known gear pumping technology developed by **lr.products** and controlled by an industrial PLC running a specific proprietary software.

The **lr.products** experience in gear pump technologies, allows the converting industry to have a simple and excellent equipment, with substantial improvements over any equipment based on a heated piston or a melting plate

### 3 simple steps for starting the dosing:



#### FIRST:

- Place the modos-200 cover on top of the drum.
- Secure the cover.
- Place the adhesive drum in the turning trolley.
- Insert the turning handle in the trolley.



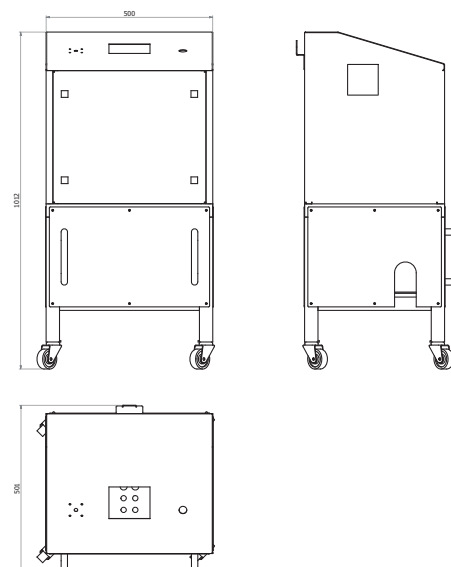
#### SECOND:

- Turn the drum to the horizontal position.
- This operation is performed without effort using the provided handle.
- Approach the drum to the modos-200 unit.
- Easy to do thanks to the wheels on the equipment



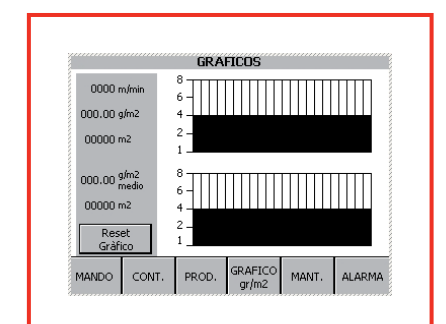
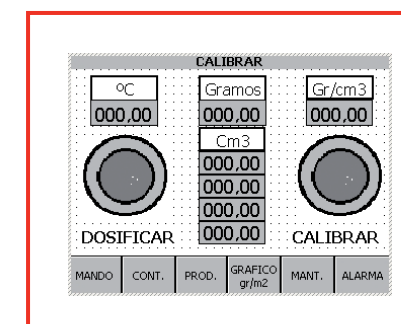
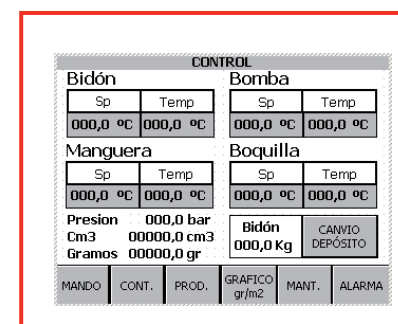
#### THIRD

- Connect the drum to the modos-200.
- It has an auto alignment device.
- Open the stopping valve and turn on the heating.
- In 10 minutes the unit is ready to dose.



NEW TECHNOLOGY WITH GEAR PUMP  
NO TROUBLESOME MELTING PLATE  
MINIMAL PROBLEMS OF CLEANING  
LOW MAINTENANCE

### Outstanding features



### 1 Independent temperature control in 4 sectors

- Allows a precise adjustment of the adhesive temperature.
- Temperature controls for: drum, pump, hose and nozzle.
- Fast heating of the adhesive, approx. 10 minutes.

### 2 Unique in the market: calibration function

- The calibration function allows to calibrate the unit depending on the actual density of the adhesive.
- Once calibrated, the equipment reports exactly the amount of supplied adhesive.

### 3 Function of online g/m<sup>2</sup> calculation

- Once calibrated, the PLC on the equipment calculates continuously the application of g/m<sup>2</sup>.
- A graph on the touch-screen shows the operator any eventual deviation from the desired weight.

### Main operational advantages

- It is possible to interrupt the dosing and the return to dosing.
- The remaining adhesive not used in the drum will not deteriorate.
- It is not necessary to clean the equipment during shutdowns.
- Neither the hose nor the metering pump need cleaning.
- The adhesive in the drum is consumed to the maximum, practically without residual.
- Drums with dents or blows can be used.
- Suitable for drums with or without internal plastic bag.
- Independent controls for temperature in 4 sectors.



Dosing nozzle and adhesive hose are both temperature controlled.